




FCEM SPACE
YOUR OWN WEB PAGE



Username or Email Address

Password
 

Remember Me

[Lost your password?](#)

[← Go to FCemSPACE](#)

 English (UK)

1/9

Login

1. Connectez-vous sur <https://fcem.org/fcemspace/wp-admin>
Login at <https://fcem.org/fcemspace/wp-admin>
Inicie sesión en <https://fcem.org/fcemspace/wp-admin>
2. Insérez votre **nom d'utilisateur** et votre **mot de passe**.
Insert your **username** and **password**.
Introduce tu **nombre de usuario** y **contraseña**
3. Cliquez sur « **Se connecter** »
Click « **Login** »,
Haga clic en « **Acceder** ».



Pages

Tous (1) | Publié (1)

Actions groupées ▼ Appliquer Toutes les dates ▼ All Categories ▼ Filtrer


<input type="checkbox"/>	Titre ↕	Au
<input type="checkbox"/>	Nea Mesa Modifier Edit with UX Builder Voir	ne
<input type="checkbox"/>	Titre ↕	Au









Actions groupées ▼ Appliquer

2/9

Accéder à la page | Access to the page | Acceso a la pagina

- Cliquez sur « Edit with UX Builder »
- Click « Edit with UX Builder »,
- Haga clic « Edit with UX Builder ».

template 

- ▼ Banner Corporate header 
- ▶ Text Box 
- Image 
- + Add to Banner
- ▶ Section Company features 
- ▶ Section About us 
- ▶ Section Free section 
- ▶ Section Social 
- ▶ Section Contact info 

+ Add elements

A SMALL HEADER

ADD SOME CORPORATE HEADER HERE

Lorem ipsum dolor sit amet, consectetur adipiscing



3/9

Editor

- Les éléments de la page sont organisés de manière hiérarchique dans la barre latérale gauche.
- Page elements are organized in a tree shape in the left sidebar
- Los elementos de la página se organizan jerárquicamente en la barra lateral izquierda



click to change image

COMPANY FEATURE 1

Image Box text

Lorem ipsum dolor sit amet, consectetur adipiscing elit, sed



click to change image

COMPANY FEATURE 1

Image Box text

Lorem ipsum dolor sit amet, consectetur adipiscing elit, sed



click to change image

COMPANY FEATURE


Image Box text

Lorem ipsum dolor sit am, consectetur adipiscing elit


Update

x




template 

▼ Banner Corporate header 

▼ Text Box 


Text 


+ Add to Text Box

Image 


+ Add to Banner

▶ Section Company features 

▶ Section About us 

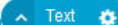

▶ Section Free section 

▶ Section Social 

▶ Section Contact info 

+ Add elements



 Text 

A SMALL HEADER

ADD SOME CORPORATE HEADER HERE

Lorem ipsum dolor sit amet, consectetur adipiscing elit, sed diam nonummy nibh euismod tincidunt ut laoreet dolore magna aliquam erat volutpat.



click to upload your logo

4/9

Modifier le texte/ Text editing/ Editar el texto

- Double-cliquez sur le texte pour ouvrir l'éditeur. Confirmez avec OK après l'édition.
- Double-click on the text to open the editor. Confirm with OK after editing.
- Haga doble clic en el texto para abrir el editor. Confirme con OK después de editar.



click to change image

COMPANY FEATURE 1

Image Box text

Lorem ipsum dolor sit amet, consectetur adipiscing elit, sed



click to change image

COMPANY FEATURE 1

Image Box text

Lorem ipsum dolor sit amet, consectetur adipiscing elit, sed



click to change image

COMPANY FEATURE


Image Box text

Lorem ipsum dolor sit amet, consectetur adipiscing elit

Update



✓ OK × Cancel  Add Media

Formats ▾ Paragraph ▾ **B** *I* ☰ ☷ “ ☰ ☷ ☷ ☷ 
☰ ☷ ☷ Shortcodes ▾

5/9

Modifier le texte 2/ Text editing 2/ Editar el texto 2

- 1. Modifiez votre texte
- 2. Confirmez avec OK après l'édition.

- 1. Edit your text
- 2. Confirm with « OK »

- 1. Edite su texto
- 2. Confirme con « OK »

INFO GÉNÉRALES ENREGISTREMENT FCEM SITE Languages  FR  EN

ADER



URES



click to change image

COMPANY FEATURE 1

Image Box text

Lorem ipsum dolor sit amet, consectetur adipiscing elit, sed



click to change image


COMPANY FEATURE

Image Box text

Lorem ipsum dolor sit am, consectetur adipiscing elit

template

Image



Remove Change media

Image Size Original

Width 21 %

Height

Margin

Lightbox Off On

Caption Off On


Title Off On

Image Overlay

Image Hover None

Discard Apply

A SMALL HEADER
ADD SOME CORPORATE HEADER HERE



6/9

Insérer des images 1/ Inserting Images 1/ Inserción de imágenes 1

1. Cliquez sur l'image.
2. Cliquez sur « Modifier le média » dans la barre laterale gauche.


1. Click on image
2. Click on « Change media » in the left sidebar.

1. Pulse sobre la imagen.
2. Haga clic en « Modificar medios » en la barra lateral izquierda.



click to change image

COMPANY FEATURE 1
Image Box text
Lorem ipsum dolor sit amet,
consectetuer adipiscing elit, sed



click to change image

COMPANY FEATURE 1
Image Box text
Lorem ipsum dolor sit amet,
consectetuer adipiscing elit, sed



click to change image

COMPANY FEATURE
Image Box text
Lorem ipsum dolor sit am
consectetuer adipiscing elit

Select or Upload image

Upload files **Media Library**

Filter media

All de



Search

ATTACHMENT DETAILS




image-place
30 Novemb
46 KB
400 by 400 p
[Edit Image](#)
[Delete perm](#)

Alt Text

[Learn how to descri
purpose of the ima
empty if the image
decorative.](#)

Title

image-placehol

Caption

Description

File URL:

http://fcm.prov


[Copy URL to clipb](#)

7/9

Insérer des images 2/ Inserting Images 2/ Inserción de imágenes 2

1. Glisser et déposer votre image
 2. Confirmez en cliquant sur « Utiliser l'image »
-
1. Drag and drop your image
 2. Confirm with « Use the image »
-
1. Arrastre y suelte su imagen
 2. Confirme con « Usar la imagen ».




Use

✕ template 

◀ Follow Icons

Title

Style Outline Fill Small

Align Inline   

Scale 156 %

▼ Follow Icons

Facebook

Instagram

TikTok

SnapChat

X

Twitter

Email

Phone

Pinterest

RSS

FOLLOW US

>Lorem ipsum dolor sit amet, consectetur adipiscing elit, sed diam




8/9

Social

1. Cliquez sur « Follow Icons ».
2. Entrez l'url de votre réseau social (ex. <https://www.facebook.com/my-business>) dans la barre latérale gauche.

1. Click on « Follow icons ».
2. Enter the url of your social (ex. <https://www.facebook.com/my-business>) in the left sidebar.

1. Haga clic en »Follow icons «.
2. Introduce la url de tu red social (ej. <https://www.facebook.com/my-business>) en la barra lateral izquierda.


  

OPENING HOURS


to Fri: 10am - 6pm
aturday: 8am - 6pm
unday: 9am - 5pm









E-MAIL

hello@yourcompa



Copyright 2023 © FCEM Femmes Chefs d'Entreprise du Monde

× template 

- ▼ Banner Corporate header 
- ▶ Text Box 
- Image 
- + Add to Banner
- ▶ Section Company features 
- ▶ Section About us 
- ▶ Section Free section 
- ▶ Section Social 
- ▶ Section Contact info 

+ Add elements



9/9

- Enregistrer les modifications avec **UPDATE** avant de quitter la page.
- Save the changes with **UPDATE** before leaving the page.
- Guarde los cambios con **UPDATE** antes de salir de la página.

Update 

A SMALL HEADER

ADD SOME CORPORATE HEADER HERE

Lorem ipsum dolor sit amet, consectetur adipiscing elit, sed diam nonummy nibh euismod tincidunt ut laoreet dolore magna aliquam erat volutpat...



COMPANY FEATURES



click to change image

COMPANY FEATURE 1
Image Box text
Lorem ipsum dolor sit amet, consectetur adipiscing elit, sed



click to change image

COMPANY FEATURE 1
Image Box text
Lorem ipsum dolor sit amet, consectetur adipiscing elit